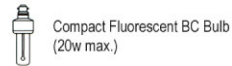
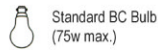
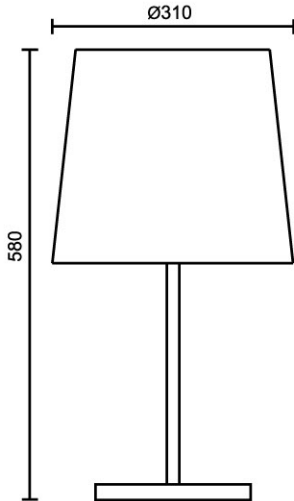
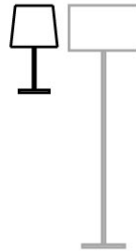


**Bella table:** CLS T17

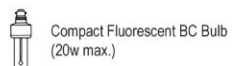
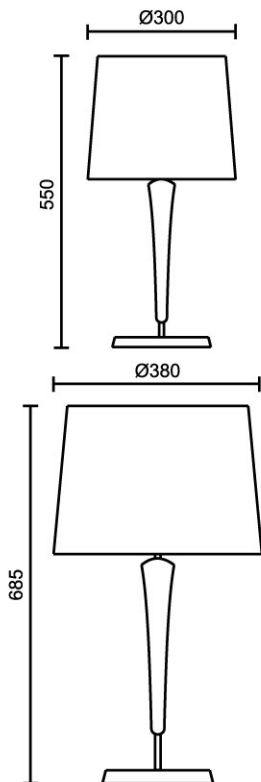
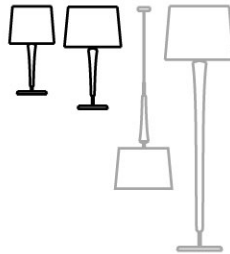
A minimalist table lamp which sits well in any environment. Clean lines provide an unobtrusive fixture. Shades available in tapered or drum shape. Shown here in: 351.



**Bella**

**Lily bedside:** CLS T47  
**Lily table:** CLS T45

The Lily collection is available in a dark or limed timber stem. Shown here in: Bedside 608, Table P9

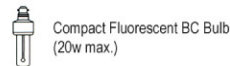
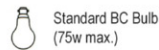
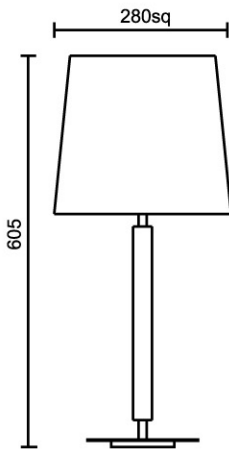
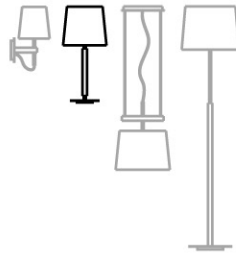


**Lily**

**Titan table:**

**CLS T49**

Made from a solid Jarrah stem and a stainless steel base, the Titan is a well constructed fixture, suitable for commercial applications. Shown here in: P4

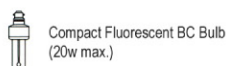
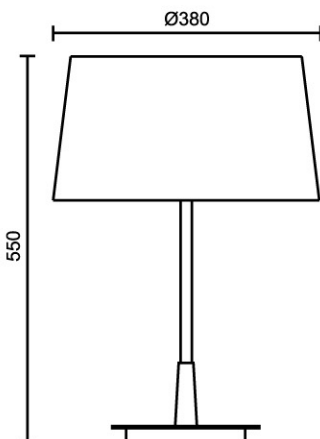
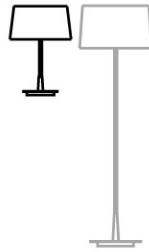


**Titan**

**Skirt table:**

**CLS T44**

With a sense of Danish modern, this table lamp provides subtle detail and a point of difference. Timber can also be done in a dark stain. Shown here in: P9

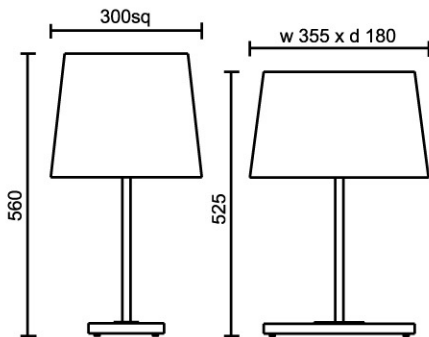



**Skirt**


**Lumiere table: Square - CLS T50**  
**Rectangle - CLS T51**



The Lumiere is a contemporary classic with a honed carerra marble base and brushed metal stem. Shades are also available in tapered round or drum shape. Shown here in: 377



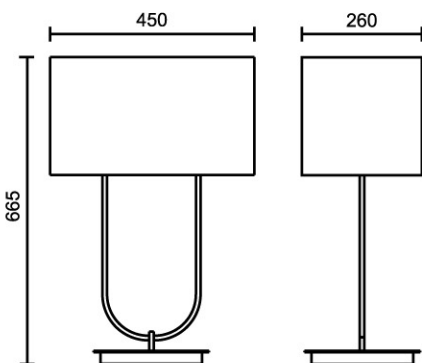
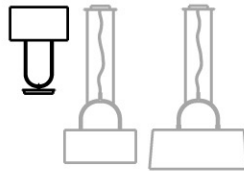
 Standard BC Bulb  
(75w max.)

 Compact Fluorescent BC Bulb  
(20w max.)

**Lumiere**

**Loop table: CLS T58**

The fluid curve of the Loop is complimented by its solid base and shade. Designed as an ambient table lamp, the black shade throws light up and down. Shades can also be made in other materials. Shown here in: 308



2x  Standard BC Bulb  
(60w max.)

**Loop**